

SCHOOL OF
BOTANICAL ART AND ILLUSTRATION



AT DENVER BOTANIC GARDENS

Course Preview Winter Quarter (January – March 2021)

This course preview is intended to provide a sample of our offerings January 1 – March 31, 2021. We will continue to add new classes and will add additional sessions of classes with full waitlists.

A Note About Our Programming

Botanic Illustration Programming

Denver Botanic Gardens School of Botanical Art and Illustration's curriculum consists of a comprehensive series of classes in botanical illustration, providing the drawing and illustration skills required to render accurate and useful depictions of the plant world with a focus on detail. This program is for the dedicated illustrator as well as the devoted amateur. You do not need previous art experience; this program will teach you all you need to know to become a botanic illustrator. It culminates in a foundational certificate or advanced diploma in botanical illustration for some students and offers an ongoing program of botanical illustration classes for others. For more information about our Foundational Certificate in Botanical Art and Illustration, please see page 12.






Art Exploration Programming

In addition to botanical illustration classes, fine art offerings provide opportunities to explore other media and techniques harnessing the inspiration of the natural world. Consider a class in creative journaling, collage, or printmaking to discover new modes of expression. These classes are open to all regardless of previous art experience.








Please note this course preview is NOT comprehensive. More courses will be added. Stay up to date and in touch by following our [Facebook page](#) and signing up for our e-newsletter [here](#).








January 2021

Sun	Mon	Tue	Wed	Thu	Fri	Sat
					1	2
3	4	5	6	7	8	9
10	11	12	13	14	15	16
17	18	19	20	21	22	23
24	25	26	27	28	29	30
31						

-  **Perfecting Perspective – ONLINE**
January 11, 18, 25, February 8, 22, 1-4 p.m.
-  **Botangle Zentangle® I – ONLINE**
January 12, 19, 26, February 2, 9, 6-8 p.m.
-  **Color Mixing – IN PERSON**
January 12, 19, 26, February 2, 9, 1-4 p.m.
-  **Composition for Botanical Illustration – ONLINE**
January 12, 19, 26, February 9, 23, 9 a.m. – noon
-  **New! Floral in Portraits – ONLINE**
January 12, 19, 26, February 2, 9, 1-4 p.m.
-  **Botanical Illustration in Pencil II – ONLINE**
January 13, 20, 27, February 3, 10, 1-4 p.m.
-  **NEW! Field Guide to the Neighborhood: Winter Nature Journaling – ONLINE**
January 13, 20, 27, February 3, 10, 10-11:30 a.m.
-  **Botanical Illustration in Pencil I – ONLINE**
January 14, 21, 28, February 4, 11, 9 a.m. – noon
-  **Introduction to Botanical Illustration – ONLINE**
January 18, 25, February 1, 8, 15, 1-4 p.m.
-  **New! Printmaking: From Concept to Creation ONLINE**
January 21, 28, February 4, 11, 18, 1-4 p.m.
-  **Botanical Illustration in Colored Pencil I**
January 23 & 24, 9 a.m. – 2:30 p.m. In person/
Online hybrid
-  **Botanical Illustration in Watercolor 1 – ONLINE**
January 27, February 3, 10, 17, 24, 1-4 p.m.
-  **Birds in Graphite & Color – IN PERSON**
January 28, February 4, 11, 18, 25, 1-4 p.m.
-  **New! Textures on Film – IN PERSON**
January 30, February 6, 13, 20, 27 9 a.m. – noon


February 2021


Sun	Mon	Tue	Wed	Thu	Fri	Sat
	1	2	3	4	5 	6
7	8	9	10	11	12	13
14	15 	16  	17 	18	19 	20
21	22	23 	24	25 	26 	27
28						


-  **Color Layering for Colored Pencil – ONLINE**
February 5, 6, 7, 9 a.m. – 2:30 p.m.
-  **New! Introduction to Drawing from Life: Charcoal – ONLINE**
February 15, 22, March 1, 8, 15, 9 a.m. – noon
-  **Botanical Illustration in Colored Pencil I**
February 16 & 17, 9 a.m. – 2:30 p.m. In person/Online hybrid
-  **Introduction to Watercolor Pencil (Workshop) – ONLINE**
February 16 & 23, 1-4 p.m.
-  **New! Plant Stories – ONLINE**
February 17, 24, March 3, 10, 17, 9 a.m. – noon
-  **New! Art as Therapy – ONLINE**
February 19, 26, March 5, 12, 19, 1-4 p.m.
-  **Botany for the Botanical Illustrator – ONLINE**
February 23, March 2, 9, 16, 23, 1-4 p.m.
-  **Composition for Botanical Illustration – ONLINE**
February 25, March 4, 11, 18, 25, 9 a.m. – noon
-  **Botanical Illustration in Watercolor II – IN PERSON**
February 26, March 5, 12, 19, 26, 9 a.m. – noon

March 2021


Sun	Mon	Tue	Wed	Thu	Fri	Sat
	1  	2 	3 	4	5 	6
7	8	9 	10	11 	12	13 
14	15 	16	17	18	19	20
21	22	23	24 	25 	26 	27
28	29	30	31 			


 **Textures in Colored Pencil – IN PERSON**
March 1, 8, 15, 22, 29, 9 a.m. – noon

 **Watercolor Pencil & Graphite – ONLINE**
Monday's March 1, 8, 15, 22, 29, 1-4 p.m.


 **Botanical Illustration in Colored Pencil I**
March 2, 9, 16, 23, 30, 9 a.m. – noon
(In person only)


 **Botanical Illustration in Pencil I – ONLINE**
March 3, 10, 17, 24, April 14, 1-4 p.m.


 **Color Layering for Colored Pencil – ONLINE**
March 5, 6, 7, 9 a.m. – 2:30 p.m.


 **Spring has Sprung: Irises in Transparent Acrylics – ONLINE**
March 9, 16, 23, 30, April 6, 9 a.m. – noon


 **New! A Closer Look at Lichen & Fungi: Exploration on Film – IN PERSON**
March 11, 18, 25, April 1, 8, 1-4 p.m.


 **Botanical Illustration in Colored Pencil II – HYBRID In person/online**
March 13 & 14, 9 a.m. – 2:30 p.m.
In person/Online hybrid

 **Botanical Illustration in Pen & Ink II – ONLINE**
March 15, 22, 29, April 5, 26, 1-4 p.m.

 **Botanical Illustration in Pencil I – ONLINE**
March 24, 30, April 7, 14, 21, 9 a.m. – noon

 **New! Botanic Prints & Patterns – ONLINE**
March 25, April 1, 8, 15, 22, 1-4 p.m.

 **New! Plant Abstraction – ONLINE**
March 26, April 2, 9, 16, 23, 9 a.m. – noon

 **Botanical Illustration in Pencil II – ONLINE**
March 31, April 7, 14, 21, 28, 9 a.m. – noon

WINTER QUARTER (JANUARY 1 – MARCH 31, 2021)

Course Preview* Courses Listed Alphabetically

New! A Closer Look at Lichen & Fungi: Exploration on Film – IN PERSON

**Botanical Illustration Elective*

Small, if not tiny, and often overlooked, lichen and fungi play a crucial role in our ecosystem, providing food, shelter, dyes, nutrients and medicinal benefits. In this class, become acquainted with major groups, structures and textures, and requisite habitats of lichen and fungi.

Using colored pencil and micro pen on film, render either a mushroom or lichen image on drafting film which will measure up to scientific scrutiny. Precise observation, rendering structural and textural detail, proper line placement and light on form are all skills easily transferable to other media or subjects. Prerequisites: Colored Pencil 1

Thursdays, March 11, 18, 25, April 1, 8, 1-4 p.m.

New! Art as Therapy – ONLINE

**Art Exploration*

When it comes to making art, we all have doubts and resistance. We all have an inner critic who judges who we are, what we do and how we do it. In this series, you are guided through different art therapy exercises, exploring different mediums, in order to (re)discover your inner compass, reconnect to your truth and explore your own personal art language. This course fee does not include materials. Prerequisites: none

Fridays, February 19, 26, March 5, 12, 19, 1-4 p.m.

Birds in Graphite & Color – IN PERSON

**Botanical Illustration Elective*

This class teaches common approaches to illustrating birds and how to overcome the challenging proportions and perspective of bird illustration. Using a variety of bird mounts, closely study these remarkable creatures. Learn bird anatomy and physical characteristics through group instruction and individual attention. Using provided props, reference sketches and/or photos, create a sophisticated bird portrait ready to be framed, submitted to an exhibit or included in a portfolio. This course fee does not include materials. Prerequisite: entry-level color media

Thursdays, January 28, February 4, 11, 18, 25, 1-4 p.m.

Botangle Zentangle® I – ONLINE

**Art Exploration*

What is Botangle®? It is the art of Zentangle®—the worldwide doodling craze started by Rick Roberts and Maria Thomas—with a botanical twist. Learn to relax and focus as you express your style through repetitive strokes to form intricate, decorative patterns and complex, ornamental drawings that are simple to render but look amazing and complicated. Practice strokes consciously and deliberately, learn a repertoire of “tangles” one step at a time and play a game using them. Create a colored Botangle® based on an anemone contour provided by Certified Zentangle® teacher (CZT) and Denver Botanic Gardens School of Botanical Art & Illustration certified botanical illustrator Annie Reiser. This course fee does not include materials.

Prerequisites: none

Tuesdays, January 12, 19, 26, February 2, 9, 6-8 p.m.

New! Botanic Prints & Patterns – ONLINE

**Art Exploration*

This mixed-media class is a chance to broaden your techniques in art making while learning about the language of plants throughout art history. Artists across cultures have used representations of plants to tell stories for centuries, assigning them an array of historical and spiritual meanings. Learn how botanical imagery has been used to decorate, instruct and tell fantastic stories with hidden messages. In each class we create a piece of artwork inspired by early art history. Experiment with collage, printmaking, drawing and painting to create beautiful images from your own stories, using your own unique botanical language. This course fee does not include materials. Prerequisites: none

Thursdays, March 25, April 1, 8, 15, 22, 1-4 p.m.

Botanical Illustration in Colored Pencil I

**Botanical Illustration Foundational Certificate Required Course*

This versatile, portable medium is perfect for sketching on location as well as producing in studio. You have learned to layer colored pencil; now learn techniques to draw effectively in this medium. Apply your drawing skills and learn new methods specific to colored pencil. Learn more about layering, building and burnishing in color. Learn through instruction, demonstration and practice on small studies of botanical subjects. You will be ready to produce a finished plate in Botanical Illustration in Colored Pencil II. Please note: This class may be moved online. This course fee does not include materials. Prerequisites: Light on From, Color Layering for Colored Pencil

Saturday & Sunday, January 23 & 24, 9 a.m. – 2:30 p.m. In person/Online hybrid

Saturday & Sunday, February 16 & 17, 9 a.m. – 2:30 p.m. In person/Online hybrid

Tuesdays, March 2, 9, 16, 23, 30, 9 a.m. – noon (In person only)

Botanical Illustration in Colored Pencil II – HYBRID In person/online I

**Botanical Illustration Foundational Certificate Required Course*

Take your colored pencil skills to the next level and become proficient in this fun, versatile medium. Work through a step-by-step process to create a preparatory layered drawing. Learn techniques to create texture, detail and depth to enhance your subject. Experiment with different surfaces and solvents for blending and shading. Add depth with atmospheric perspective and learn finishing techniques that will make your drawings pop. Individual attention guides you to create a finished botanical plate. Prerequisites: Botanical Illustration in Colored Pencil I, Botany for the Botanical Illustrator, Composition for Botanical Illustration, Perfecting Perspective

Saturday & Sunday, March 13 & 14, 9 a.m. – 2:30 p.m. In person/Online hybrid

Botanical Illustration in Pen & Ink II – ONLINE

**Botanical Illustration Foundational Certificate Required Course*

Take your pen & ink skills to a new level of sophistication. Explore the Gardens' limitless world of color, texture and complex botany and incorporate this information into black and white illustrations. Working with both technical pen and traditional quill, learn advanced techniques to make strokes mimic the fuzz on ferns, the down on milkweed pods or the mottled colors of a variegated begonia. Learn how to layer and manipulate lines and stipples to develop a full range of value, texture and atmospheric perspective. Pen techniques take on a new meaning as you flesh out the final inked illustration of a plant of your choice. Prerequisites: Botanical Illustration in Pen & Ink I, Perfecting Perspective, Botany for the Botanical Illustrator, Composition for Botanical Illustration

Mondays, March 15, 22, 29, April 5, 26, 1-4 p.m.

Botanical Illustration in Pencil I – ONLINE

**Botanical Illustration Foundational Certificate Required Course*

Learn the skills of careful observation and realistic drawing in graphite pencil, including line drawing, shading and perspective. Begin with an overview of the specific elements of botanical illustration. Step-by-step added techniques help you render accurate perspective, texture and detail. This entry level course is prerequisite for all required courses to follow. Emerge from this class with the tools you need to draw anything. This course fee does not include materials. Prerequisites: none

Thursdays, January 14, 21, 28, February 4, 11, 9 a.m. – noon

Wednesdays, March 3, 10, 17, 24, April 14, 1-4 p.m.

Wednesdays, March 24, 30, April 7, 14, 21, 9 a.m. – noon

Botanical Illustration in Pencil II – ONLINE

**Botanical Illustration Foundational Certificate Required Course*

A good drawing is the basis of botanical illustration in any medium. Simple and classic, pencil drawing is a timeless art form. Expand on the skills you learned in Botanical Illustration in Pencil I as you reinforce and refine your knowledge of graphite pencil. Learn additional techniques for shading, texture, perspective, depth and composition. Group instruction and individual attention are tailored to help you complete a botanical plate in this subtle and striking medium. This course fee does not include materials. Prerequisites: Light on Form, Botany for the Botanical Illustrator, Composition for Botanical Illustration, Perfecting Perspective

Wednesdays, January 13, 20, 27, February 3, 10, 1-4 p.m.

Wednesdays, March 31, April 7, 14, 21, 28, 9 a.m. – noon

Botanical Illustration in Watercolor 1 – ONLINE

**Botanical Illustration Foundational Certificate Required Course*

Combine drawing skills and your knowledge of color mixing as you discover the delight of putting brush to paper. Learn specific techniques for transparent watercolor and become part of the watercolor botanical tradition. Instruction, demonstration and practical exercises guide you through a variety of watercolor techniques: flat and graded washes, highlights and drybrush detail. Learn to build washes for depth of tone and shading and how to create soft and hard edges. With these foundational skills, you'll be ready to create a finished plate in Botanical Illustration in Watercolor II. This course fee does not include materials. Prerequisites: Botanical Illustration in Pencil I, Light on Form, Color Mixing

Wednesdays, January 27, February 3, 10, 17, 24, 1-4 p.m.

Botanical Illustration in Watercolor II – IN PERSON

**Botanical Illustration Foundational Certificate Required Course*

Develop your confidence as you work toward completion of a finished botanical plate from a live specimen in this traditional botanical media. This class brings it all together. Learn and refine additional techniques through instruction, demonstrations and practice, with special attention given to layering, shading and building form. Discover brush techniques and colors that enhance perspective and depth. Follow painting steps through completion, from broad washes to final detail. Learn how to fix mistakes and understand why watercolor is a forgiving medium. This course fee does not include materials. Prerequisites: Botanical Illustration in Watercolor I, Botany for Botanical Illustration, Perfecting Perspective

Fridays, February 26, March 5, 12, 19, 26, 9 a.m. – noon

Botany for the Botanical Illustrator – ONLINE

**Botanical Illustration Foundational Certificate Required Course*

What is the difference between a carpel and a pistil? Where is the stamen found? The science of the subjects you draw determines what you see! Put away your pencils for this enlightening lab class designed specifically for students of botanical illustration. Take a close look at plant anatomy and learn to recognize botanical details that will make your drawings more accurate and realistic. Learn plant morphology through detailed instruction and supporting visuals. Your botanical art improves when you understand the subjects. This course fee includes some materials. Prerequisites: none

Tuesdays, February 23, March 2, 9, 16, 23, 1-4 p.m.

Color Layering for Colored Pencil – ONLINE

**Botanical Illustration Foundational Certificate Required Course*

Colored pencil presents a special challenge: mixing color directly on your drawing. Learn to use a simple color-mixing method adapted to the application of colored pencils. Two-, three- and four-color mixing will get you to the gorgeous greens, radiant reds and luscious lilacs you've been dreaming of. Practice color matching with a variety of plant material as you create your own extensive color workbook to speed color selection and application for all feature colored pencil drawings. Most supplies are included in this course fee. Prerequisites: none

Fridays, February 5, 6, 7, 9 a.m. – 2:30 p.m.

Friday – Sunday, March 5, 6, 7, 9 a.m. – 2:30 p.m.

Color Mixing – IN PERSON

**Botanical Illustration Foundational Certificate Required Course*

The first step to watercolor painting is mixing colors. Learn a system for combining colors consistently to eliminate frustrating trial and error. Exercises, demonstrations and discussion will show you how to achieve the broadest possible spectrum. Learn about paint properties and important information about choosing pigments, Practice mixing colors to match a variety of plant material. Gain confidence and skills to improve your color work. This course fee includes most of the materials you will need for this and other watercolor courses taken through the School of Botanical Art & Illustration. Prerequisites: none

Tuesdays, January 12, 19, 26, February 2, 9, 1-4 p.m.

Composition for Botanical Illustration – ONLINE

**Botanical Illustration Foundational Certificate Required Course*

The arrangement of line, shape and color in artwork is itself an art form. The difference between a pleasant picture and an amazing work of art is often the composition. This course begins with a study of how to use compositional elements and principles in your botanical illustration. Create your own thumbnail composition and develop insight and expertise to enhance your future illustrations. This course fee does not include materials. Prerequisites: none

Tuesdays, January 12, 19, 26, February 9, 23, 9 a.m. – noon

Thursdays, February 25, March 4, 11, 18, 25, 9 a.m. – noon

NEW! Field Guide to the Neighborhood: Winter Nature Journaling – ONLINE

**Art Exploration*

Cold weather is no reason to stay indoors! Nature is active all around us throughout the winter months, and we will be out there recording what's happening. In this class learn how to create beautiful pages for a nature journal specifically documenting the unique winter environment. Start with a directed nature walk to explore the outdoors around your home—whether you live in an urban area, on the plains or deep in the mountains. Back in the warm studio, we use our observations to make beautiful pages of artwork, with ink drawings, winter color studies and more. In our final class we bind our pages into a handmade field guide that you can use for years to come. This course fee does not include materials. Prerequisites: none

Wednesdays, January 13, 20, 27, February 3, 10, 10-11:30 a.m.

New! Floral in Portraits – ONLINE

**Art Exploration*

Flora and fauna add more to portraiture than just beautiful decoration. The drama and symbolism of plants can bring to life an intimate story of the person depicted. This class looks at examples of portraiture in Mexican modernism, surrealism and more, looking for ways that plants and people interact in art to tell us something special about the person. Use what you learn to inspire portraits that incorporate botanical themes. This is a chance to work on your representational drawing skills while introducing an element of conceptual depth and self-expression to your artwork. Although this class involves portraiture, the focus is on drawing plants, with most students using collage and Xerox transfer techniques for the depiction of the human figure. This course fee does not include materials. Prerequisites: none

Tuesdays, January 12, 19, 26, February 2, 9, 1-4 p.m.

New! Introduction to Drawing from Life: Charcoal – ONLINE

**Art Exploration*

For the aspiring painter, the journey to a successful painting begins with a thorough understanding of drawing. In this class we focus on the fundamentals of drawing from life with charcoal, a medium which conveys a painterly touch. Starting with simple still life drawings, we work our way through more complex subjects until we can attempt to make sense of a chaotic garden landscape. Every week, practice your techniques, sharpen your observational skills and share and discuss your work with the class. *This class is primarily online, however, depending on current health guidelines and class ability, we may have an opportunity to schedule one or two in-person drawing sessions at the Gardens. This course fee does not include materials. Prerequisites: none

Mondays, February 15, 22, March 1, 8, 15, 9 a.m. – noon

Introduction to Botanical Illustration – ONLINE

**Botanical Illustration Elective*

Start at the beginning. Whether you've had no experience with drawing or have forgotten what you learned way back when, this is the class for you. Learn step by step in this gently paced course. Carefully explained demonstrations, simple exercises and helpful critiques show you how to draw what you see. Build your skills and enter the School of Botanical Art & Illustration with confidence. This course fee does not include materials. Prerequisites: none.

Mondays, January 18, 25, February 1, 8, 15, 1-4 p.m.

Introduction to Watercolor Pencil (Workshop) – ONLINE

**Botanical Illustration Elective*

Discover the versatility of illustrating and painting with watercolor pencils. Discover tips and techniques on how to manage the color wet or dry. Used as a mixed media or alone, watercolor pencil is the perfect media for developing a botanical illustration, botanical art, great for travel, for journaling or quick sketching applications. This course fee does not include materials. Prerequisites: none

Tuesdays, February 16 & 23, 1-4 p.m.

Perfecting Perspective – ONLINE

**Botanical Illustration Foundational Certificate Required Course*

Do you shy away from complicated plants? Even experienced illustrators sometime struggle with foreshortening and simplify their subjects to eliminate difficult elements. Work with botanical subjects that demonstrate each aspect of perspective and learn techniques for seeing and depicting perspective accurately. This class works entirely in graphite pencil, but the principles apply to all media. Gain confidence in your drafting skills and improve your drawings from this class forward. This course fee does not include materials. Prerequisite: Light on Form

Fridays, January 11, 18, 25, February 8, 22 1-4 p.m.

New! Plant Abstraction – ONLINE

**Art Exploration*

Capturing the beauty and mystery of plants is about more than just a realistic drawing. In this class, explore the use of abstraction to convey the complex emotional and experiential nature of plant life. We look at the work of artists like Ellsworth Kelly, Georgia O'Keefe, Cy Twombly, Alma Thomas and others who have used plants as both inspiration and subject in abstraction. Abstraction is a wonderful way to explore a side of yourself that empowers intuition, emotion and spontaneity. Practice techniques to loosen your mind and hands to create your own abstract artwork. An excellent practice for even the most dedicated representational artists. A range of materials is used, including graphite, watercolor and acrylic paint. This course fee does not include materials. Prerequisites: none

Thursdays, March 26, April 2, 9, 16, 23, 9 a.m. – noon

New! Plant Stories – ONLINE

**Art Exploration*

This mixed-media class is a chance to broaden your techniques in art making while learning about the language of plants throughout art history. Artists across cultures have used representations of plants to tell stories for centuries, assigning them an array of historical and spiritual meanings. Learn how botanical imagery has been used to decorate, instruct and tell fantastic stories with hidden messages. In each class create a piece of artwork inspired by early art history. Experiment with collage, printmaking, drawing and painting to create beautiful images from your own stories, using your own unique botanical language. This course fee does not include materials. Prerequisites: none

Wednesdays, February 17, 24, March 3, 10, 17, 9 a.m. – noon

New! Printmaking: From Concept to Creation – ONLINE

**Art Exploration*

Learn to transfer an image from a carved surface to paper to create a beautiful work of art. In this introductory course we start with a brief history and an overview of the components of relief printmaking. We work through the basics of composition by looking first at Notan, the dark-light principle of design; the rule of threes; and the symbolism of lines, shapes and symmetry/asymmetry. Through a series of exercises and demonstrations, you are guided through the design of your image to a final printed addition of five of your botanical drawings. This course fee does not include materials. Prerequisites: none

Thursdays, January 21, 28, February 4, 11, 18, 1-4 p.m.

Spring Has Sprung: Irises in Transparent Acrylics – ONLINE

**Botanical Illustration Elective*

Iris, after the Greek goddess of the rainbow, is a perfect name for these exquisite spring and early summer beauties. The velvety textures and translucent, showy colors offer the perfect opportunity to explore acrylic as a transparent medium! Although transparent acrylic looks similar to watercolor, the damp-on-damp technique offers a more controlled and methodical application process. Follow Marjorie Leggitt as she gives step-by-step instruction and demos. Learn and practice in class the necessary skills to build luminous washes, variegated patterns, soft textures and intricate detail. Benefit from individual guidance. Then select your own specimen to paint for your final iris portrait. Prerequisites: Pencil I, Watercolor I, Light on Form, or Certificate in Botanical Illustration

Tuesdays, March 9, 16, 23, 30, April 6, 9 a.m. – noon

Textures in Colored Pencil – IN PERSON

**Botanical Illustration Elective*

Beauty is in the details; fuzzy, thorny, smooth, matte, shiny, crinkly or translucent. Learn to see detail in a new way that allows you to create realistic textures using a variety of colored pencil techniques. Through guided exercise and practice, assemble a collection of texture technique studies that you can reference for all future drawings. As you learn to interpret the surface of your specimen more intuitively, new methods for producing that texture will become rewarding and fun. Prerequisite: Botanical Illustration in Colored Pencil II

Mondays, March 1, 8, 15, 22, 29, 9 a.m. – noon.

New! Textures on Film – IN PERSON

**Botanical Illustration Elective*

Working on film allows you to create texture and depth and play with light to create works that come alive. Using colored pencil, you can create realistic textures from fluffy to smooth and opaque to translucent. Discover the process of producing texture technique studies that will help guide your future works. Learn how to interpret the surfaces intuitively, see details that may previously have gone unnoticed and understand how to recreate your specimens in stunning detail with colored pencil. This course fee does not include materials. Prerequisites: Botanical Illustration in Colored Pencil II

Saturdays, January 30, February 6, 13, 20, 27, 9 a.m. – noon.

Watercolor Pencil & Graphite – ONLINE

**Botanical Illustration Elective*

Explore working with graphite and watercolor pencil in unison. The grisaille application in graphite is an effective base for painting and layering color with watercolor pencils. Techniques and applications will be invaluable as you learn complementary mixed media techniques working with these two medias together. This course fee does not include materials. Prerequisites: Introduction to Watercolor Pencil, Pencil I

Mondays, March 1, 8, 15, 22, 29, 1-4 p.m.

MORE ABOUT THE FOUNDATIONAL CERTIFICATE IN BOTANICAL ART AND ILLUSTRATION

Required Courses

The following 15 courses are required if you wish to receive a Foundational Certificate in Botanical Art and Illustration. Classes should be taken in the order determined by their prerequisites. Courses consist of exercises, critiques, demonstrations and homework assignments. A list of supplies for each course will be sent with class confirmation. Please note: To receive credit for any course, attendance is required at the first class and at 80 percent of the course.

Techniques

Botany for the Botanical Illustrator
Composition for Botanical Illustration
Perfecting Perspective
Light on Form
Color Layering for Colored Pencil
Color Mixing

Media

Botanical Illustration in Pencil I
Botanical Illustration in Pencil II
Botanical Illustration in Colored Pencil I
Botanical Illustration in Colored Pencil II
Botanical Illustration in Pen and Ink I
Botanical Illustration in Pen and Ink II
Botanical Illustration in Watercolor I
Botanical Illustration in Watercolor II
Portfolio Preparation Course

**To receive a credit, it is expected that all assignments be successfully completed no later than two weeks after the last day of class. (Distance learning option: Assignments must be completed 30 days after the conclusion of the on-site session.)*

Core Course	Prerequisites
Botanical Illustration in Pencil I*	None
Light on Form*	Botanical Illustration in Pencil I
Botany for the Botanical Illustrator	None
Composition for Botanical Illustration	None
Botanical Illustration in Pencil II*	Botanical Illustration in Pencil I, Light on Form, Botany for the Botanical Illustrator, Composition for Botanical Illustration, Perfecting Perspective
Color Layering for Colored Pencil	None
Botanical Illustration in Colored Pencil I*	Botanical Illustration in Pencil I, Light on Form, Color Layering for Colored Pencil
Perfecting Perspective	Light on Form
Botanical Illustration in Colored Pencil II*	Botanical Illustration in Pencil I, Light on Form, Color Layering for Colored Pencil, Botanical Illustration in Colored Pencil I, Botany for the Botanical Illustrator, Composition for Botanical Illustration, Perfecting Perspective
Botanical Illustration in Pen and Ink I*	Botanical Illustration in Pencil I, Light on Form
Botanical Illustration in Pen and Ink II*	Botanical Illustration in Pencil I, Botanical Illustration in Pen and Ink I, Perfecting Perspective, Botany for the Botanical Illustrator, Composition for Botanical Illustration
Color Mixing*	None
Botanical Illustration in Watercolor I*	Botanical Illustration in Pencil I, Light on Form, Color Mixing
Botanical Illustration in Watercolor II*	Botanical Illustration in Pencil I, Color Mixing, Botanical Illustration in Watercolor I, Light on Form, Botany for the Botanical Illustrator, Composition for Botanical Illustration, Perfecting Perspective
Portfolio Preparation	All required courses + minimum 100 elective credit hours

Elective Courses

Elective courses serve a variety of purposes. They are designed to increase the student's knowledge, ability and experience in botanical art and should be integrated with the required courses. In addition to the 15 required courses, students must select no fewer than 100 elective hours; it is strongly recommended that students take relevant elective courses simultaneously with the required curriculum. The number of elective classes offered each year may vary. Typically, an elective course meets weekly for three hours over a five-week period (15 hours total), but condensed courses are also available. Guest instructor workshops may be taken as electives.

Science and Art Lectures

Selected lectures at Denver Botanic Gardens qualify for elective credits. Attendance at one lecture gives one elective credit hour; students can receive a maximum of 15 credit hours from these lectures. Café Botanique is a lecture series open to School of Botanical Art and Illustration students, Gardens members, the general public, academia and artists. Pre-registration is required for credit.

DIPLOMA IN BOTANICAL ILLUSTRATION

To be eligible for the diploma program, a student must have completed the Foundational Certificate in Botanical Art and Illustration from Denver Botanic Gardens. Students are also eligible if they have completed a certificate in botanical art and illustration, scientific illustration, nature illustration or equivalent from another institution.

SCHOLARSHIP PROGRAM

Denver Botanic Gardens School of Botanical Art and Illustration awards annual scholarships to any new student who is planning to enroll in any of the required classes without prerequisites at the School of Botanical Art and Illustration. The awards are determined on a competitive basis and require the submission of a portfolio and artist's statement.

OTHER IMPORTANT INFORMATION

TO REGISTER:

Register for classes [online](#) or call the Resource Center at 720-865-3500

Inquiries and consultation: 720-865-3670 or sbai@botanicgardens.org

Follow us on [Facebook](#)

Notes

If a class does not have a sufficient number of registrations (six), it will be cancelled seven days prior to class. A syllabus including your supply list is sent as an attachment with your registration confirmation.

Refund and Cancellation Policy

Student cancellations more than one week prior to a class are subject to a 15 percent cancellation fee. Cancellations less than one week prior to class are non-refundable.

After the Course Has Commenced

Instructors are not authorized to grant or promise refunds or exceptions to course policies. In the event of a family emergency or inclement weather, the student can complete the course later by taking missed single classes from the same instructor and notifying the school manager two weeks before the course starts. If more than 20 percent of the course is missed because of a family emergency or inclement weather, the course can be retaken for free during **the same year from any instructor in that medium, if space is available.**

These policies apply to all registrations in the School of Botanical Art and Illustration program. Selected courses have additional cancellation and refund requirements printed with the course description.

Requirements for Individual Courses

Attendance is **required at the first class for all courses.** In order to receive credit for a Botanical Illustration Certificate or Diploma, 80 percent of a course must be attended (at least 12 hours of a 15-hour course).

